

# INTEGRAL CONTROLS GUIDE

## LINEAR & WALL



### CONTENTS

#### NETWORKED CONTROLS

Avi-on .....	1
JDRF Autonomy.....	2
Lutron Athena .....	2
Lutron Vive .....	2
NX Lighting Controls.....	3
Wattstopper DLM .....	4
Wattstopper Plus.....	4

#### STAND-ALONE CONTROLS

Leviton .....	5
Wattstopper .....	5

#### FIXTURE COMPATIBILITY

Continuous .....	6
Suspended .....	7
Strips .....	7
Wall.....	8

### NETWORKED CONTROLS

ADDITIONAL CONTROLS AVAILABLE, CONSULT FACTORY.

#### AVI-ON



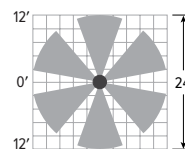
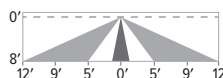
#### WIRELESS SYSTEM

CATALOG NUMBER	DESCRIPTION	RUN LENGTH	LED PACKAGE	DRIVER
AVI-LVFA	Wireless fixture control	8' or less	Static White	DA
AVI-LVFA-CCT	Wireless fixture control	8' or less	Tunable White	DA
AVI-LVFA-CS2-PIR	Wireless fixture control with PIR motion and daylight sensor	8' or less	Static White	DA
AVI-LVFA-CCT-CS2-PIR	Wireless fixture control with PIR motion and daylight sensor	8' or less	Tunable White	DA
AVI-IFAC	Wireless fixture control	Greater than 8'	Static White	DIM
AVI-IFAC-CCT	Wireless fixture control	Greater than 8'	Tunable White	DIM
AVI-IFAC-CS2-PIR	Wireless fixture control with PIR motion and daylight sensor	Greater than 8'	Static White	DIM
AVI-IFAC-CCT-CS2-PIR	Wireless fixture control with PIR motion and daylight sensor	Greater than 8'	Tunable White	DIM



#### SENSOR DETAILS

Mounting Heights: 8' – 10'  
Dimensions: 13/16" x 2-1/4"



# INTEGRAL CONTROLS GUIDE

## LINEAR & WALL

### JDRF AUTONOMY



#### WIRELESS SYSTEM

CATALOG NUMBER	DESCRIPTION	RUN LENGTH	LED PACKAGE	DRIVER
JDRF-AS-W	Wireless fixture control with NIR motion and daylight sensor	Greater than 8'	Static or Tunable White	D4I
JDRF-EAS-W	Wireless fixture control with NIR motion and daylight emergency sensor, UL 924	Greater than 8'	Static or Tunable White	D4I



#### SENSOR DETAILS

Dimensions: ø1"

MOUNTING HEIGHT (ft)	COVERAGE AREA (ft²)
9	113
10	137
11	167
12	196

### LUTRON ATHENA



#### WIRELESS SYSTEM

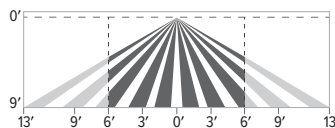
CATALOG NUMBER	DESCRIPTION	RUN LENGTH	LED PACKAGE	DRIVER
AWNRR	Wireless node fixture control, RF only	Up to 24' per node	Static or Tunable White	DSR, LD2, DA <sup>(1)</sup>
AWNRR-BL	Wireless node fixture control, RF only, black finish	Up to 24' per node	Static or Tunable White	DSR, LD2, DA <sup>(1)</sup>
AWNS	Wireless node fixture control, RF with daylight and occupancy sensor	Up to 24' per node	Static or Tunable White	DSR, LD2, DA <sup>(1)</sup>
AWNS-BL	Wireless node fixture control, RF with daylight and occupancy sensor, black finish	Up to 24' per node	Static or Tunable White	DSR, LD2, DA <sup>(1)</sup>

<sup>1</sup> DA driver only available with static white.



#### SENSOR DETAILS

Mounting Heights: 8' – 12'  
Dimensions: ø1-1/8"



### LUTRON VIVE



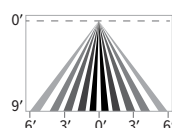
#### WIRELESS SYSTEM

CATALOG NUMBER	DESCRIPTION	RUN LENGTH	LED PACKAGE	DRIVER
VRF	Wireless fixture control, RF only (DFCSJ-OEM-RF)	Up to 24' per node	Static White	DSR
VRF/DBI	Wireless fixture control, RF only (DFCSJ-OEM-RF) and digital link interface	Up to 24' per node	Static White	LDE1
VDO	Wireless fixture control, RF with daylight and occupancy sensor (DFCSJ-OEM-OCC)	Up to 24' per node	Static White	DSR
VDO/DBI	Wireless fixture control, RF with daylight and occupancy sensor (DFCSJ-OEM-OCC) and digital link interface	Up to 24' per node	Static White	LDE1



#### SENSOR DETAILS

Mounting Heights: 8' – 12'  
Dimensions: 2-11/16" x 1"



# INTEGRAL CONTROLS GUIDE

## LINEAR & WALL

### NX LIGHTING CONTROLS

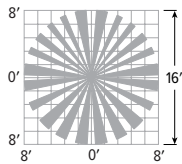
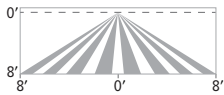


#### WIRED & WIRELESS SYSTEM

CATALOG NUMBER	DESCRIPTION	RUN LENGTH	LED PACKAGE	DRIVER
NX-FSP	Wired fixture control	Greater than 8'	Static or Tunable White	DIM
NX-FSP-SMI	Wired fixture control with PIR motion and daylight sensor (NXSMP2-SMI), Bluetooth® access	As needed for sensor coverage	Static or Tunable White	DIM
NX-FSP-H	Wired fixture control, Bluetooth® access. Consult factory for fixture compatibility.	Greater than 8'	Static or Tunable White	DIM
NX-H	Wireless fixture control, Bluetooth® access. Consult factory for fixture compatibility.	Greater than 8'	Static or Tunable White	DIM
NX-SMI	Wireless fixture control with PIR motion and daylight sensor (NXSMP2-SMI), Bluetooth® access	As needed for sensor coverage	Static or Tunable White	DIM



**SENSOR DETAILS**  
Mounting Height: 12' max  
Dimensions: ø1-5/8"



# INTEGRAL CONTROLS GUIDE

## LINEAR & WALL

### WATTSTOPPER DLM



WATTSTOPPER

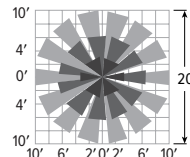
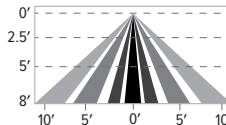
#### WIRED & WIRELESS SYSTEMS

CATALOG NUMBER	DESCRIPTION	RUN LENGTH	LED PACKAGE	DRIVER
WS-LMFC-011-2RJ	Wired on/off/dim fixture control, two RJ45 jacks	Greater than 8'	Static White	DIM1
OCCWS-LMFS-601	Wireless PIR motion and daylight sensor	Greater than 8'	Static White	D4I
OCCWS-LMFS-601-LMFI-111	Wireless on/off/dim fixture control with motion and daylight sensor	Greater than 8'	Static White	DIM1



#### SENSOR DETAILS

Mounting Heights: 8' – 12'  
Dimensions: ø1-5/16"



### WATTSTOPPER PLUS



WATTSTOPPER

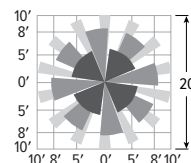
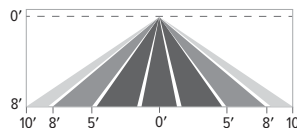
#### WIRED & WIRELESS SYSTEMS

CATALOG NUMBER	DESCRIPTION	RUN LENGTH	LED PACKAGE	DRIVER
WS-ILCM	Wired fixture control	8' or less	Static White	DIM1
WS-ILCMDR	Wired fixture control, damp rated	8' or less	Static White	DIM1
WS-WCM	Wireless fixture control	8' or less	Static White	DIM1
WS-WCMDR	Wireless fixture control, damp rated	8' or less	Static White	DIM1
WS-CLM	Wireless fixture control	8' or less	Static White	DA, D4I
			Tunable White	D4I
WS-CLM-PIR	SensiLum wireless fixture control with PIR motion and daylight sensor	8' or less	Static White	DA, D4I
			Tunable White	D4I



#### SENSOR DETAILS

Mounting Height: 20' max  
Dimensions: ø7/8"



# INTEGRAL CONTROLS GUIDE

## LINEAR & WALL

### STAND-ALONE CONTROLS

#### LEVITON



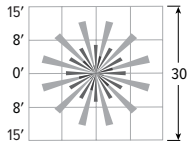
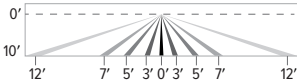
##### LIMITING

CATALOG NUMBER	DESCRIPTION	LED PACKAGE	DRIVER
LV-ZLS05-ILW	PIR motion and daylight sensor	Static White	DA
ZLSOR-RA1	Optional remote controller for ZLS05 sensor. Please specify quantity required per project. Ordered and shipped separately.		



##### SENSOR DETAILS

Mounting Heights: 8' – 10'  
Dimensions: ø1-5/16"



#### WATTSTOPPER



WATTSTOPPER

##### SENSOR ONLY, NO INTEGRAL CONTROLS

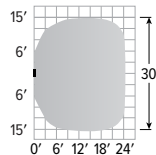
CATALOG NUMBER	DESCRIPTION	LED PACKAGE	DRIVER
OCCWS-FS-505-PP-____	Low voltage ultrasonic motion sensor with power pack. Must specify voltage: 120, 277, or 347V	Static White	DIM, DIM1, DRV



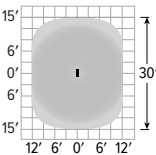
##### SENSOR DETAILS

Mounting Height: 8' – 10'  
Dimensions: 6-1/8" x 1-5/16"

20° from vertical



Parallel to floor



# INTEGRAL CONTROLS GUIDE

## LINEAR & WALL

### FIXTURE COMPATIBILITY

#### CONTINUOUS

Sensor reduces portion of lit fixture, consult factory. Up/down fixtures: sensor for use in downlight orientation only.

	AVI-ON		JDRF		LEVITON	LUTRON				NX		WATTSTOPPER						
	LVFA	CS2-PIR	AS	EAS		ATHENA		VIVE		FSP	SMI	DLM		PLUS				FS-505
						AWN	AWNS	VRF	VDO			LMFC	LMFS	ILCM	WCM	CLM	CLM-PIR	
CX	✓					✓				✓		✓		✓	✓	✓		
LRX2	✓	✓	✓	✓	✓	✓	✓	✓	✓	✓	✓	✓	✓	✓	✓	✓	✓	
LRX3	✓	✓	✓	✓	✓	✓	✓	✓	✓	✓	✓	✓	✓	✓	✓	✓	✓	
LRX4	✓	✓	✓	✓	✓	✓	✓	✓	✓	✓	✓	✓	✓	✓	✓	✓	✓	
LRX5	✓	✓	✓	✓	✓	✓	✓	✓	✓	✓	✓	✓	✓	✓	✓	✓	✓	
MX2	✓	✓	✓	✓	✓	✓	✓	✓	✓	✓	✓	✓	✓	✓	✓	✓	✓	
MX2R	✓	✓	✓	✓	✓	✓	✓	✓	✓	✓	✓	✓	✓	✓	✓	✓	✓	
MX2S	✓	✓	✓	✓	✓	✓	✓	✓	✓	✓	✓	✓	✓	✓	✓	✓	✓	
MX2UD	✓	✓	✓	✓	✓	✓	✓	✓	✓	✓	✓	✓	✓	✓	✓	✓	✓	
MX2W	✓	✓	✓	✓	✓	✓	✓	✓	✓	✓	✓	✓	✓	✓	✓	✓	✓	
MX2WUD	✓	✓	✓	✓	✓	✓	✓	✓	✓	✓	✓	✓	✓	✓	✓	✓	✓	
MX4D	✓	✓	✓	✓	✓	✓	✓	✓	✓	✓	✓	✓	✓	✓	✓	✓	✓	
MX4U	✓		✓			✓		✓		✓		✓		✓	✓	✓		
MX4UD	✓	✓	✓	✓	✓	✓	✓	✓	✓	✓	✓	✓	✓	✓	✓	✓	✓	
MX4R	✓	✓	✓	✓	✓	✓	✓	✓	✓	✓	✓	✓	✓	✓	✓	✓	✓	
MX4S	✓	✓	✓	✓	✓	✓	✓	✓	✓	✓	✓	✓	✓	✓	✓	✓	✓	
MX4WD	✓	✓	✓	✓	✓	✓	✓	✓	✓	✓	✓	✓	✓	✓	✓	✓	✓	
MX4WU	✓		✓			✓		✓		✓		✓		✓	✓	✓		
MX4WUD	✓	✓	✓	✓	✓	✓	✓	✓	✓	✓	✓	✓	✓	✓	✓	✓	✓	
PX GRAZE	✓					✓		✓		✓		✓		✓	✓	✓		
PX SLOT	✓					✓		✓		✓		✓		✓	✓	✓		
PX WASH	✓					✓		✓		✓		✓		✓	✓	✓		



# INTEGRAL CONTROLS GUIDE

## LINEAR & WALL

### SUSPENDED

	AVI-ON		JDRF		LEVITON	LUTRON				NX		WATTSTOPPER						
	LVFA	CS2-PIR	AS	EAS		ATHENA		VIVE		FSP	SMI	DLM		PLUS				FS-505
						AWNRR	AWNS	VRF	VDO			LMFC	LMFS	ILCM	WCM	CLM	CLM-PIR	
AI3	✓	✓	✓	✓	✓	✓	✓	✓	✓	✓	✓	✓	✓	✓	✓	✓	✓	
AX2	✓	✓	✓	✓	✓	✓	✓	✓	✓	✓	✓	✓	✓	✓	✓	✓	✓	
AXA	✓					✓		✓		✓		✓		✓	✓	✓		
LLM	✓	✓	✓	✓	✓	✓	✓	✓	✓	✓	✓	✓	✓	✓	✓	✓	✓	
RNDP	✓									✓		✓						
SDI5	✓		✓	✓		✓	✓	✓	✓	✓		✓						

### STRIPS

	AVI-ON		JDRF		LEVITON	LUTRON				NX		WATTSTOPPER						
	LVFA	CS2-PIR	AS	EAS		ATHENA		VIVE		FSP	SMI	DLM		PLUS				FS-505
						AWNRR	AWNS	VRF	VDO			LMFC	LMFS	ILCM	WCM	CLM	CLM-PIR	
75	✓	✓	✓	✓	✓	✓	✓	✓	✓	✓	✓	✓	✓	✓	✓	✓	✓	
75L	✓	✓	✓	✓	✓	✓	✓	✓	✓	✓	✓	✓	✓	✓	✓	✓	✓	
75R	✓	✓	✓	✓	✓	✓	✓	✓	✓	✓	✓	✓	✓	✓	✓	✓	✓	
75S	✓	✓	✓	✓	✓	✓	✓	✓	✓	✓	✓	✓	✓	✓	✓	✓	✓	
76	✓					✓				✓								
76R	✓					✓		✓	✓	✓								
FS																		
SRK	✓					✓				✓								
SRKA	✓					✓				✓								
SRKR	✓					✓				✓								
SRKS	✓					✓				✓								



# INTEGRAL CONTROLS GUIDE

## LINEAR & WALL

### WALL

	AVI-ON		JDRF		LEVITON	LUTRON				NX		WATTSTOPPER						
	LVFA	CS2-PIR	AS	EAS		ATHENA		VIVE		FSP	SMI	DLM		PLUS				FS-505
						AWNRR	AWNS	VRF	VDO			LMFC	LMFS	ILCM	WCM	CLM	CLM-PIR	
29	✓	✓			✓	✓	✓	✓	✓	✓	✓	✓	✓	✓	✓	✓	✓	
AIW	✓	✓			✓	✓	✓	✓	✓	✓	✓	✓	✓	✓	✓	✓	✓	
AX2W	✓	✓	✓	✓	✓	✓	✓	✓	✓	✓	✓	✓	✓	✓	✓	✓	✓	
CL	✓	✓			✓	✓	✓	✓	✓	✓	✓	✓	✓	✓	✓	✓	✓	
SLF	✓	✓	✓	✓	✓	✓	✓	✓	✓	✓	✓	✓	✓	✓	✓	✓	✓	✓
WMA	✓					✓				✓								✓
WMAUD	✓					✓		✓	✓	✓								✓

