


DOWNLIGHT COLLECTION





Bridgestone Arena | Nashville, TN
Architect: Populous
Photographer: Tim Arvin Photography
Fixture Shown: 4PS





EFFORTLESSLY COMPLETE ANY SPACE

The LED downlight collection from Williams provides an excellent solution for sleek, modern architectural lighting. With 2, 4, 6 and 8 inch apertures available in round and square styles, our downlights create an elegant ambiance in every environment.



Jetcraft | Wayzata, MN
Architect: Studio BV
Photographer: Corey Gaffer Photography
Fixture Shown: 4DR



Convoy of Hope | Springfield, MO
Architect: Buxton Kubik Dodd Design Collective
Photographer: Gayle Babcock | Architectural Imageworks, LLC
Fixture Shown: 6DR

TrimLock[®]

Our innovative TrimLock reflector retention system ensures the trim remains flush with the ceiling plane.



TWIST



PULL



RELEASE

TRIMS

Tailor distributions to illuminate every facet of your space with a selection of beam angles as narrow as 8° and as wide as 85°. Further refine your illumination with designer focused die-cast lensed trims for flawless illumination.

8 TRIM TYPES



OPEN



TOP DIFFUSER



ANGLED LENS



WALL WASH



REGRESSED LENS



FLUSH LENS



VANDAL TRIM



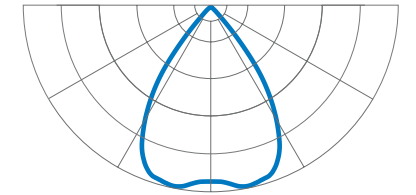
SHOWER LENS



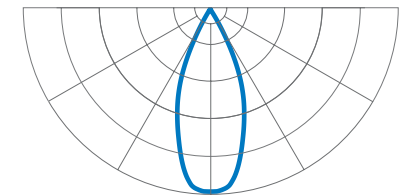
Chaplin School of Hospitality & Tourism Management | Miami, FL
Architect: ADC Architects
Photographer: Samuel TM Photograph
Fixture Shown: 4DR

5 DISTRIBUTIONS

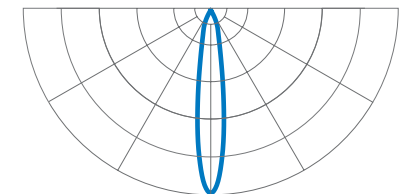
WIDE



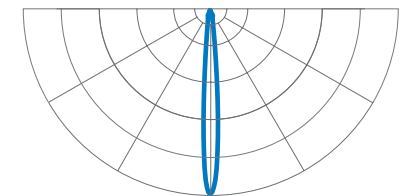
MEDIUM



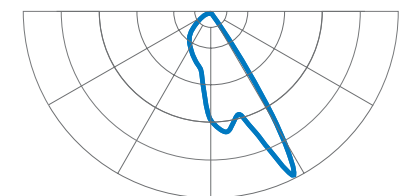
NARROW



SPOT



WALL WASH





Waco ISD High School | Waco, TX
Architect: O'Connell Robertson
Photographer: Wade Griffith
Fixture Shown: 6DS

FINISHES


Expertly-engineered reflectors create smooth, low-glare radiance leaving a soft, quiet ceiling.

An assortment of exquisite reflector finishes are available to complement the architectural elements of any space.


Specify one of our standard finishes, or choose a RAL color to integrate custom elements into the environment.




10 REFLECTOR OPTIONS



CLEAR
SEMI-SPEC



SATIN GLOW



CLEAR
SPEC



PEWTER



BLACK



WHITE



MATTE WHITE
FLANGE



CHAMPAGNE
GOLD



GOLD



ROSE
GOLD

CERTIFICATIONS

Available for mounting in new construction ceilings or remodel applications, our downlight collection is room-side accessible, making installation a breeze.

Engineered with demanding environments in mind, Williams downlights are IP65-rated, CCEA Chicago plenum approved, and low Unified Glare Rating with industry-leading efficacies as high as 130 lumens/watt.

Our lighting products are proudly manufactured in the USA, meeting Build America, Buy America (BABA) and Buy American Act (BAA) compliance.



Jasper County Courthouse | Joplin, MO
Architect: Treanor Design
Photographer: Randy Braley
Fixture Shown: 8DR



Hope Cottage | Joplin, MO
Architect: Corner Greer & Associates (CGA Architects)
Photographer: Robert Holmes | Holmes Photography
Fixture Shown: 2AS



ADJUSTABLE

Flexible for the perfect aim every time, our adjustable downlights include 0° to 45° tilt and 360° rotation, with beam angles ranging from 15° narrow to 55° wide. Etched degree markers and directional indicators make fine-tuning the illumination angle simple.

Featuring an open reflector or die-cast lensed trims, our 2, 4 and 6 inch adjustable downlights deliver tailored performance and highlight any interior style.

SHALLOW PLENUM

With a slim depth of 5 inches or less, our shallow plenum downlights will fit in the tightest ceiling spaces – available in standard and MRI models.

MRI

Our MRI downlights are masterfully designed to meet the stringent requirements of imaging suites while providing soft, ambient illumination, enhancing patient comfort.

Round and square options for 4 and 6 inch luminaires with smooth, flicker-free dimming ensure that the architectural vision will not be compromised by a challenging application.

- Non-ferromagnetic construction
- Multiple dimming protocols
- IP65-rated with tempered glass lens
- Remote driver enclosure



Baptist Health South Florida | Plantation, FL
Architect: Gresham Smith
Photographer: Sandy DeWitt Photography
Fixture Shown: M6PR



Ellinwood Hospital, Ellinwood, KS
Architect: HFG Architecture
Photographer: Essential Images Photography | Milt Mounts
Fixture Shown: HM6DR

MEDICAL

From patient areas to surgical suites and behavioral health facilities, the Williams downlight medical product line is engineered to meet the most stringent certification and design requirements, delivering higher optical efficiencies, enhanced color rendering, and enabling a personalized level of light control.

- Complies with MIL-STD-461G specifications
- Smooth surface trim and lens materials
- Easy-to-clean flush lens
- Vandal option accepted by the New York State Office of Mental Health for use in inpatient facilities





H.E. WILLIAMS, INC.

831 West Fairview Ave | Carthage, MO 64836

417-358-4065

hew.com

Cover Photo: UAB Health Medical West Hospital | Bessemer, AL
Architect: HKS Architects | Photographer: Tom Harris Architectural Photography
Fixtures Shown: 4AR & 4DR

REV.03/19/26